

Painting criteria and building your skills step-by-step

Rinjiyeynta shuruudaha rinjiyeynta iyo dhisida tallaabadaada xirfadaha-talaabo

Quality of observation: Careful detail, proportion, and shading with the goal of realism


Tayada indha indheynta: faahfaahin taxaddar leh, saamiga, iyo hoos-u-haynta hadafka dhabta ah

Quality of painting technique: Excellent colour mixing, blending, brushwork, and texture

Tayada Farsamada Rinjiyeynta: Isku-dhafka midabka wanaagsan, isku-darka, shaqada burushka, iyo sameynta


Composition: Creating a full, well-balanced, non-central composition with a clear colour scheme

Halabuurka: abuurista buuxa, isku-dheellitiran, isku-dhafan oo aan lahayn qorshe midab cad




Step 1. Learn how to **mix colours and greys**

Tallaabada 1. Baro sida loo qaso midabada iyo cirridka



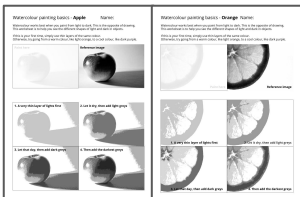
Step 2. Practice **basic** watercolour **techniques**

Tallaabada 2. Ku celceli farsamooyinka midabka biyaha aasaasiga ah



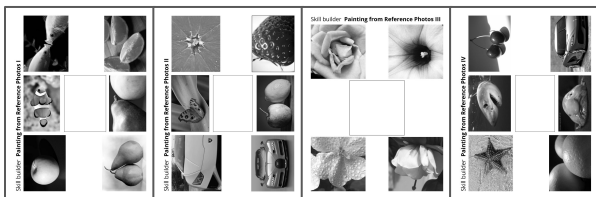
Step 3. *Optionally*, learn how to abstractly **express emotion**

Tallaabada 3. Ikhtiyaar ahaan, baro sida si aan la taaban karin loo muujiyo shucuurta




Step 4. Practice painting in **layers from dark to light**

Tallaabada 4. Ku celceli rinjiga ee lakabyada laga soo bilaabo iftiinka ilaa iftiinka



Step 5. Practice **painting from photos**

Tallaabo 5. Ku celcelisaa sawirrada sawirrada



Step 6. **Develop an idea** for your painting

Tallaabo 6. Samee fikrad rinjiyeyntaada